

SPANISH-4-YOU

www.spanish-4-you.com

info@spanish-4-you.com

Spanish Workbook 1A 4th-8th grades

(Preliminary lesson-free!)

Please read Introduction on page 3

Table of Contents

	<u>Page</u>
Introduction.....	3
Testimonials	4
Specific Curriculum.....	5
Preliminary Lesson	
Alphabet	
Basic School Objects/Commands	6
Lesson 1	
Greetings/People	21
Lesson 2	
School Objects	44
Lesson 3	
Colors	59
Lesson 4	
Activities	78
Lesson 5	
Days/Months/Seasons	97

Introduction for Teachers/Parents

¡HOLA!

Thank you for downloading our complimentary **Spanish-4-You 4-8th** lesson.

This preliminary material is part of a comprehensive teaching program which includes hundreds of 'ready-to-teach' lessons, beautiful original color illustrations, coloring pages, songs and bingo games. This program was created from scratch and perfected by years of use with hundreds of students. In the pdf lessons, we include many Notes for teachers and parents with tips on how to teach certain concepts, ideas for fun activities to practice oral skills, and even where to find the same materials we use. It is imperative that children are taught using the immersion method, where not a word of English is ever spoken.

If you like our simple, clear and concise teaching approach and would like more fun **4th-8th Spanish lessons** or supplemental materials, take the next step and visit our **Shop** to see what we have to offer. Experience the quality teaching which has earned us a solid 5 star rating on **Yelp**.

<http://www.spanish-4-you.com/shop4th-8th.html>

We welcome your feedback, so please email us with questions, comments or suggestions.

Happy Teaching,

Laura Zayas

Director

Spanish-4-You

lzayas@spanish-4-you.com

Some Testimonials from Parents

For the complete list of testimonials, go to spanish-4-you.com

“My children, students, and I have had the opportunity to work with Laura Zayas and her company **Spanish-4-You** over the past four years. She is an outstanding teacher who is passionate about her subject matter and very dedicated to her students. She makes learning fun and her lessons and curriculum help to accelerate learning in a short amount of time. My children were speaking Spanish to one another and their classmates in a short period of time and embraced the subject as their favorite one to study. As a director of a program I appreciate Laura's enthusiasm and energy that she exudes to bring the language to life. She makes it manageable and doable for all! Her curriculum lessons are put together with great care, organization and easy to follow. The colorful design and layout invite the learner to engage and embrace the new language experience.”

Lesley Russell, Director

Independent Learning Academy • Aliso Viejo, CA

“Amazing! Amazing! My 12-year old daughter fell in love with this **Spanish-4-You** class! She has learned so much during the year and has said repeatedly said this was her favorite class of all of her classes! I never had to ask her to do her Spanish schoolwork ever! In fact, she was always asking me to email Laura and ask for more homework! BEST experience in a language class ever! I would highly recommend this class!”

Kellie Avakian • Mom of a 12 year old

SoCal HomeSchool • Huntington Beach, CA

“Thanks for working so hard to bring **Spanish-4-You** to Roosevelt. I believe my child has been challenged and is gaining language skills by leaps and bounds.”

Jennifer Smith, PTA President • Testimonial written when child was 10 years old

Roosevelt Elementary School • Santa Monica, CA

“I highly recommend Laura and her company **Spanish-4-You**. My daughter took Laura's classes for a couple of years and is now able to have the confidence and knowledge to converse and write in Spanish. Moreover, as a result of Laura's classes, my daughter placed very highly in her school's Spanish Program and is able to take advanced grammar and literature classes. Laura is an enthusiastic, energetic and smart teacher that is able to draw the student into conversation. She also has the right technique to help a student like the Spanish language. Learning with her is, then, not a chore but a fun experience.”

Alicia Lovelace • Testimonial written when child was 13 years old

Westside Neighborhood School • West LA, CA

“Raves to **Spanish-4-You**! Getting, and keeping, a child interested in learning a foreign language is no easy task. But Laura and her talented team have pulled it off with our 10-year-old son. The classes are fun, kid friendly and teaches children to read and write Spanish... and most importantly, to retain what they're learning. It's a great confidence-builder. Our son loves it.”

Lynda and Aaron Kass • Testimonial written when child was 10 years old

Lincoln Middle School • Santa Monica, CA

Specific Curriculum

Preliminary lesson: Alphabet/School Objects & Commands

Since the classes are conducted entirely in Spanish, kids will start off the program by learning the alphabet and important words such as Please •

Thank You • You are welcome • I don't understand • How do you say? • Yes/No. They will also learn practical commands such as: Come here • Stand up • Sit down • Open/Close the door • Open/Close the book • Open/Close your backpack • Please give me Commands are practiced in every lesson so that kids can really assimilate them.

1. Greetings

- Greet people in Spanish
- Say boy/girl•man/woman•male teacher/female teacher
- Use Commands: Look•Listen•Repeat

2. Colors

- Recognize and say the basic colors
- Use Commands: Write•Touch

3. School objects (18)

- Say the names & colors of common school objects
- Say what they need for their classes
- Use definite and indefinite articles
- Use Structure: There is/are
- Use Preposition: In/On
- Use Command: Put

4. Activities (35 verbs)

- Say what activities they like and not like to do
- Say the names of 14 places they normally go to
- Ask a friend what he/she likes to do
- Use Commands: Help me•Look at me•Listen to me•Study•Read•Eat•Respond•Go

5. Days/Months/Seasons

- Say all the days of the week, months and seasons
- Say what they like to do each day of the week
- Say what day of the week today/tomorrow is
- Say what their favorite day/month/season is

LECCIÓN PRELIMINAR

Parte 1: El Alfabeto

Parte 2: Objetos Escolares/Mandatos

Preliminary Lesson

Part I: The Alphabet

Part 2: School Objects/Commands

Parte 1: El Alfabeto

I. VOCABULARIO

Spanish is a phonetic language. That means that Spanish words are pronounced exactly the way they are written. If you know how to pronounce the vowels and some of the consonants that are a little different from English, you can pronounce almost any word well, even if you don't know what it means.

A. The Vowels

The vowels in Spanish and English sound completely different. Listen to your teacher and then repeat.

A: 'ah' **E:** 'eh' **I:** 'ee' **O:** 'oh' **U:** 'oo'

Now say:

A E I O U, **el burro sabe más que tú.**

Translation: AEIOU, the donkey knows more than you.

B. The Consonants

Many consonants are pronounced the same in English and Spanish. We will only discuss the ones that might be different or that have multiple sounds.

c: Has two sounds

- Before **a**, **o**, **u**: hard '**c**' like in **can**: Ex: **c**ama **c**ola **c**uerpo
- Before **e** or **i**: soft '**c**' like in **ceiling**: Ex: **c**ena **c**ine

g: Has two sounds

- Before **a**, **o**, **u**: hard '**g**' like in **go**: Ex: **g**ato **g**oma **g**usto
- Before **e** or **i**: soft '**g**' like in **hello**: Ex: **g**eneral **g**igante

h: Always silent as in **honest**: Ex: hola hijo hamaca

j: Pronounced like the '**h**' in **ham**: Ex: **j**amón **j**efe hijo

p: Pronounced similarly like the ‘*p*’ in *spot*
Always soft with no puff of air coming out

Ex: *papel* *lápiz* *pluma*

q: Can only be found before letters *ue* or *ui* makes the sound of ‘*k*’
as in *keep* but softer

Ex: *que* *quien* (the *u* after *q* is always silent)

r: Has two sounds

- At the beginning of a word, or in the middle if followed by a consonant, it is pronounced like the ‘*r*’ in *red* but stronger.

Ex: *rojo* *rana* *Martes*

- In the middle of a word, if followed by a vowel, it is pronounced softly like the ‘*r*’ in *Mary*

Ex: *María* *toro* *Pérez*

t: Pronounced similarly like the ‘*t*’ in *stop*
Always soft with no puff of air coming out

Ex: *total* *tiempo* *templo*

y: Has two sounds

- At the beginning or middle of a word, makes the sound of ‘*y*’ as in *yell* Ex: *yo* *mayo* *joya*
- At the end of a word, makes the sound of *y* as in *sunny*

Ex: *muy*

v: A cross between *v* and *b*. It is pronounced like a soft *v*, like *movie*

Ex: *vaca* *vino* *volver*

x: It is pronounced several different ways but the most important are:

- Before a vowel, or before the letters **ce** or **ci**:
like the 'x' in **taxi**

Ex: **é**xito **e**xamen **e**x**ce**lente

- At the beginning of a word, or before a consonant:
like the 's' in **sample**

Ex: **x**ilófono **Ta**xco

z: In Latin America, it is pronounced like the 's' in **sing**

Ex: **z**apato po**z**o cen**z**a

C. Other Sounds

ch: Makes the sound of 'ch' as in **church**

Ex: mu**ch**acha mu**ch**o **che**que

ll: Makes the sound of 'y' as in **yell**

Ex: **ll**amo ca**ll**e gr**ll**o

rr: Trilled **rr**

Ex: ca**rr**o pe**rr**o ca**rr**retera

ñ: Similar to the sound of **ni** as in **onion**

Ex: ma**ñ**ana mu**ñ**eca jalape**ñ**o

II. GRAMÁTICA

A. Accents

Some words in Spanish have a little mark (slanted line) over one vowel. That is called a written accent. It can be at the end of the word, in the middle or at the beginning. Say the accented letter a little stronger.

á: mamá águila
é: bebé césped
í: colibrí íntegro
ó: jabón órdenes
ú: Lulú útil

Don't worry too much about accents at this point. Just remember that the accent is part of the word so when you come across a word with an accent, just see where the accent is and memorize it.

B. Punctuation Signs

Spanish has upside-down questions marks and exclamation points, used at the beginning of questions and exclamations.

¡Hola!

¿Cómo estás?

III. EJERCICIOS ESCRITOS

Note to teacher/parent: For these exercises, the meaning of the words is not important. This is just for written and oral practice.

A. Say each vowel sound first. Then write the corresponding missing vowel.

1. 'eh' : m.....sa
2. 'ee' : s.....lla
3. 'oo' : pl.....ma
4. 'ah' : p.....pel
5. 'oh' : libr.....
6. 'ee' : b.....c.....cleta
7. 'oh' : r.....j.....
8. 'eh' :studiant.....
9. 'oo' :s.....al
10. 'ah' : m.....estr.....

B. Listen to the word, write the missing letter and then say the word.

- | | |
|---------------|----------------|
| 1. ca.....o | 9.gante |
| 2.ico | 10.elado |
| 3. caba.....o | 11.apato |
| 4. pa.....el | 12. to.....o |
| 5.so | 13. hi.....o |
| 6. po.....to | 14. ma.....ana |
| 7.to | 15.iernes |
| 8.nte | 16.o |

C. Put the necessary upside-down question mark or exclamation point at the beginning.

- | | |
|-------------------------|-------------------------|
| 1. Cómo te llamas? | 4. Vámonos! |
| 2. Hola amigo! | 5. Hablas español? |
| 3. Dónde vives? | 6. Qué bueno! |

IV. EJERCICIOS ORALES

**A. You will hear some vowels.
Write the letter you hear.**

- | | |
|----|-----|
| 1. | 6. |
| 2. | 7. |
| 3. | 8. |
| 4. | 9. |
| 5. | 10. |

**B. You will now hear some other short sounds.
Write what you hear.**

- | | |
|----|-----|
| 1. | 6. |
| 2. | 7. |
| 3. | 8. |
| 4. | 9. |
| 5. | 10. |

C. You will now read these words aloud. They are the same in English and Spanish but some of them sound differently in Spanish.

- | | |
|--------------|-------------------|
| 1. taco | 9. hotel |
| 2. burrito | 10. animal |
| 3. salsa | 11. color |
| 4. chocolate | 12. doctor |
| 5. tortilla | 13. no |
| 6. banana | 14. Los Angeles |
| 7. hospital | 15. San Francisco |
| 8. radio | 16. Santa Monica |

D. Now, say these sentences aloud three times

A: La rana va a la casa

E: El bebé no lee

I: Lili y Mimí visitan Miami

O: Los ojos no son rojos

U: Lulú y tú escuchan música

Parte 2: Palabras Importantes/Objetos/Mandatos

I. VOCABULARIO

Note to teacher/parent: Translations are in the mini-flashcard section at the end of this lesson


A. Very important words and phrases

- Por favor
- Gracias
- De nada
- No comprendo
- ¿Cómo se dice?
- Sí
- No

B. In the classroom

You will hear these words a lot in class

- la clase de español



- el libro



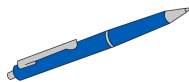
- el cuaderno



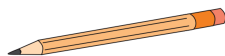
- el papel




- la pluma



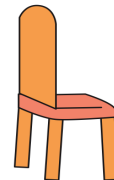
- el lápiz



- la mesa



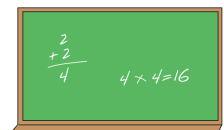
- la silla




- la mochila



- la pizarra



- la puerta



- la lección

LESSON 1

GREETINGS

BASIC QUESTIONS & ANSWERS

- la página

I. VOCABULARY -GREETINGS-	
A. Basic Expressions	
• Hola	Hello
• Buenos días	Good morning
• Buenas tardes	Good afternoon
• Buenas noches	Good evening
• Adiós	Good bye
• Hasta luego	See you later
• Hasta mañana	See you tomorrow
• Mucho gusto	Nice to meet you
B. Basic Questions and Answers	
• ¿Cómo se llama? (formal)	What is your name?
• ¿Cómo te llamas? (informal)	What is your name?
Me llamo _____	My name is _____
• ¿Cómo está(s)?	How are you?
• Muy bien, gracias.	Very well, thanks.
• ¿Dónde trabaja(s)?	Where do you work?
Trabajo en _____	I work in _____
• ¿Dónde vive(s)?	Where do you live?
Vivo en _____	I live in _____
• ¿Comprende(s) español?	Do you understand Spanish?
Si, comprendo un poco.	Yes, I understand a little.
No, no comprendo.	No, I don't understand.
C. People	
• Señor (Sr.)	Sir / Mr.
• Señora (Sra.)	Madam / Mrs.
• Señorita (Srta.)	Miss

- la tarea

	A-	1/30/07
<input type="radio"/>	Rosa Perez	
	Español	
	Tarea	la maestra
<input type="radio"/>	1. the student - el estudiante	
	2. the teacher - la maestra	
	3. the paper - el papel	
	4. the board - la pizarra	
	5. the book - el libro	
	6. the notebook - el cuaderno	
<input type="radio"/>	7. the homework - la tarea	
	8. the desk - el escritorio	

	Tarea
1. the student -	
2. the teacher -	

- la palabra


libro

- la letra


(l • i • b • r • o)

C. Commands

Siéntate:



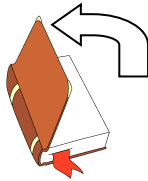
Párate:




Ven aquí:




Abre el libro:




Cierra el libro:



Abre la puerta



Cierra la puerta



Dame... por favor



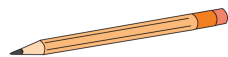
-el libro



-la tarea

Tarea	
1.	the student -
2.	the teacher -

-el lápiz



-el papel




Note to teacher/parent: You can get these same illustrations (big format) in our **4-8th Shop**

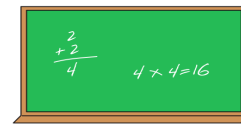
II. EJERCICIOS ESCRITOS

A. Match the object with the number

.....



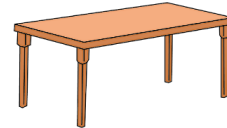
.....



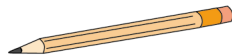
.....




.....



.....




.....




.....



.....



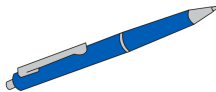
.....



.....

LESSON 1
GREETINGS
BASIC QUESTIONS & ANSWERS

.....



.....

libro

.....



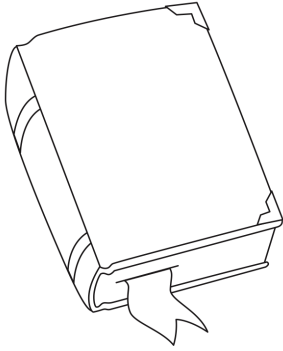
.....

4


1. papel
2. libro
3. mesa
4. mochila
5. lección
6. pluma
7. letra

8. silla
9. página
10. lápiz
11. puerta
12. tarea
13. palabra
14. pizarra


B. Write the missing letters and say the words aloud.




el li....r....



el cu....d....rno



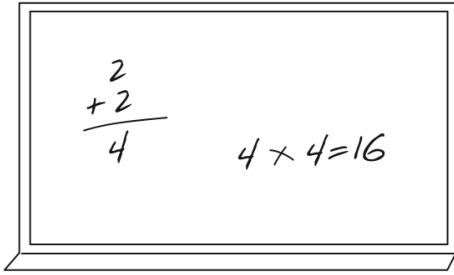
lae....a



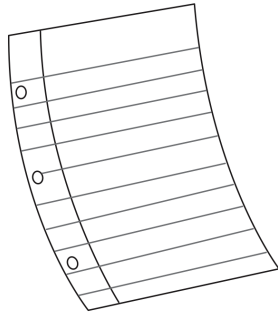
laill....



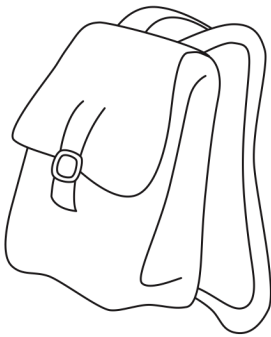
elá....iz



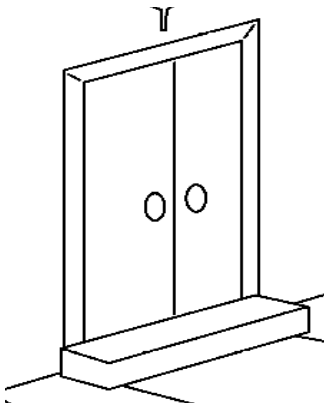
la pi....arr....



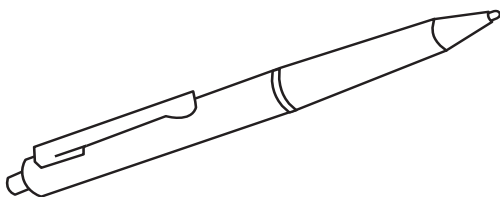
el pa....e....



laochi....a

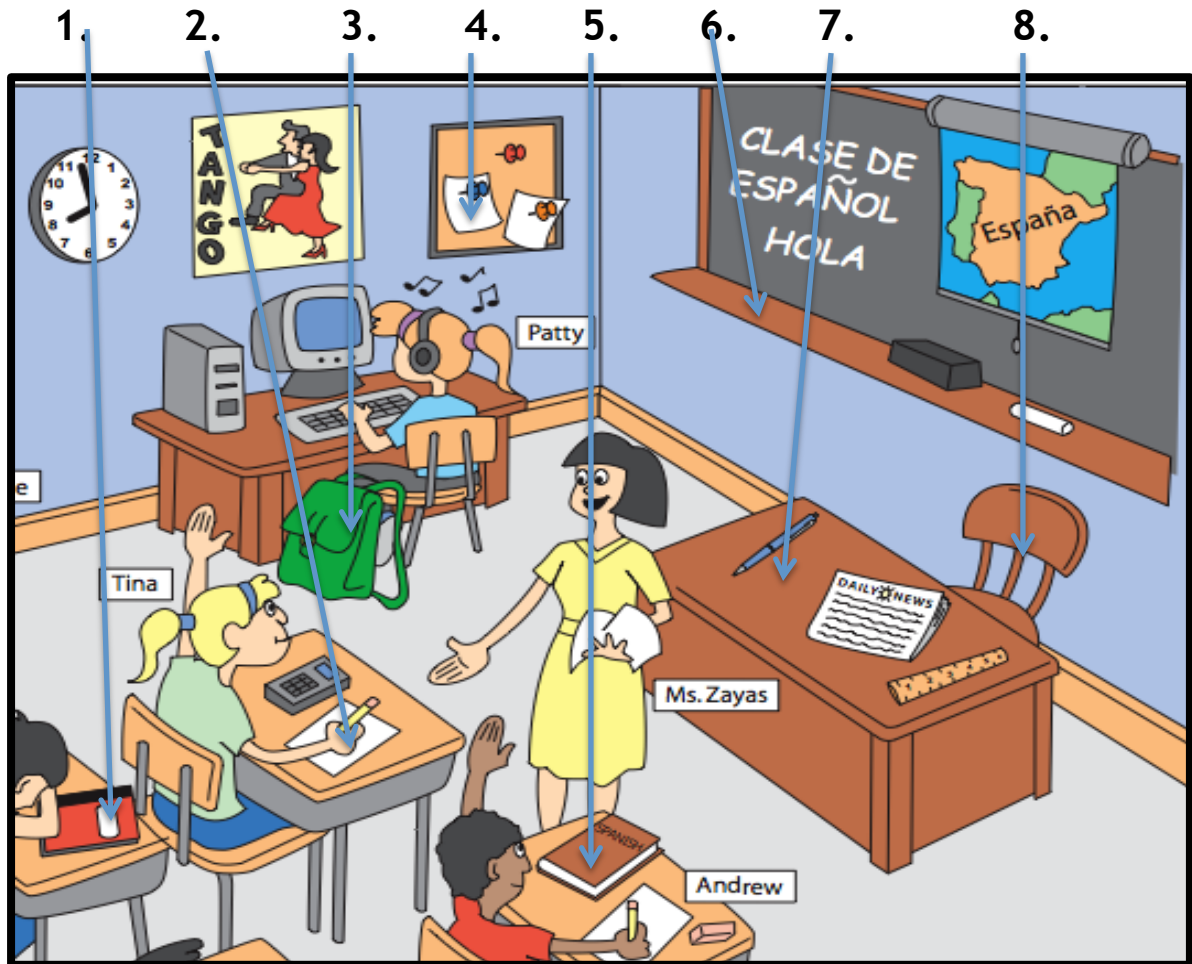


la p....e....ta



la p....u....a

C. Write the objects you see:



- 1.
- 2.
- 3.
- 4.
- 5.
- 6.
- 7.
- 8.

Note to teacher/parent: You can get this illustration (big format) in our **4-8th Shop**

D. Words and Letters



Answer questions:

1. How many **'palabras'** do you see on **'la pizarra'**?

2. What is the **'palabra'** on the map?

What does it mean?

How many **'letras'** are there?

Now pronounce it

3. Underline **'las vocales'** in this phrase

CLASE DE ESPAÑOL

Now say **'las vocales'** aloud

Now read the 3 **'palabras'** fast

4. Which **'letra'** has no sound in this **'palabra'**:

HOLA

Read the **'palabra'**

E. Dictation:

Write the word you hear

Note to teacher/parent: Choose lesson vocabulary from the mini-flashcard section. Say words twice slowly. When they finish, have children write words on the board for oral corrections.

1.

13.

2.

14.

3.

15.

4.

16.

5.

17.

6.

18.

7.

19.

8.

20.

9.

21.

10.

22.

11.

23.

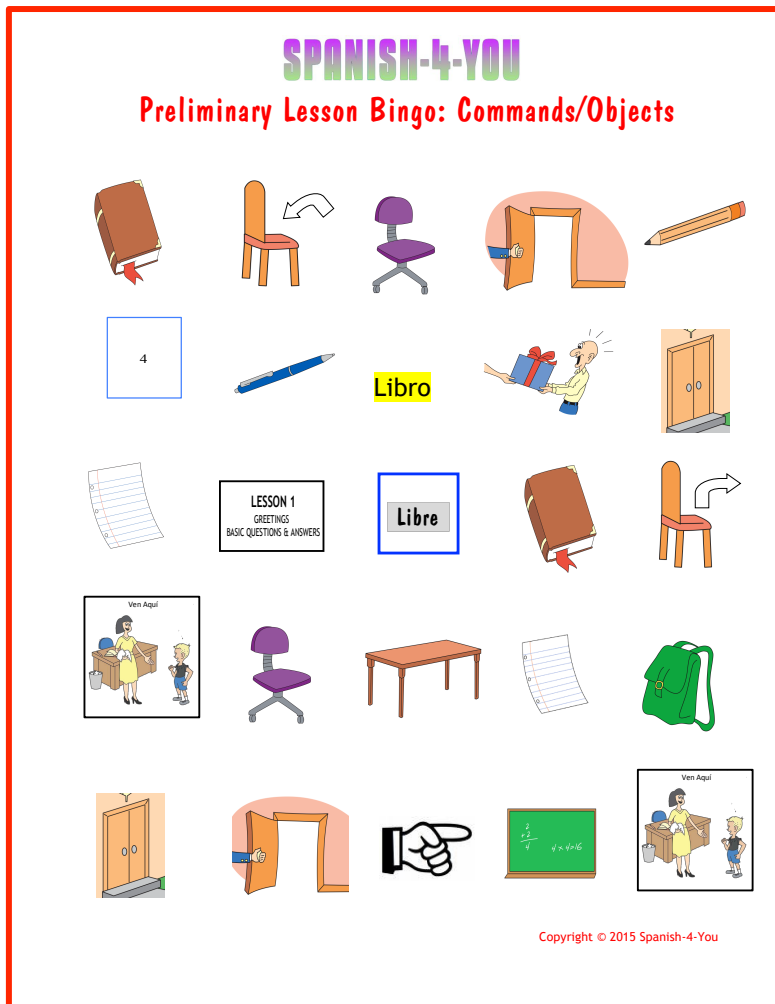
12.

24.

IV. BINGO

Instructions:

Your teacher will say the name of an object or a command in Spanish and you have to put a chip on top of picture. Whoever makes 2 horizontal, vertical or diagonal lines first, and shouts Bingo, wins!



Note to teacher/parent: There is a set of 6 different bingo cards for this lesson in our **4-8th Shop**

V. TAREA

What would you say if:

1. You don't understand your Spanish teacher:

.....No comprendo.....

2. The door is closed and it is very hot:

.....

3. You want to know how to say 'teacher' in Spanish:

.....

4. You don't have a pencil and your friend gives you one:

.....

5. You want your friend to come to you:

.....

6. Your friend says 'Gracias' to you for helping him:

.....

7. Your friend is the only one with the book closed and class has already started:

.....

8. There is a test and your friend doesn't understand when the teacher asks students to close their notebooks:

.....

9. Your friend asks if you want to go have some ice-cream:

.....

10. Your friend asks if you want to go to the library:

.....

VI. MINI-FLASHCARDS

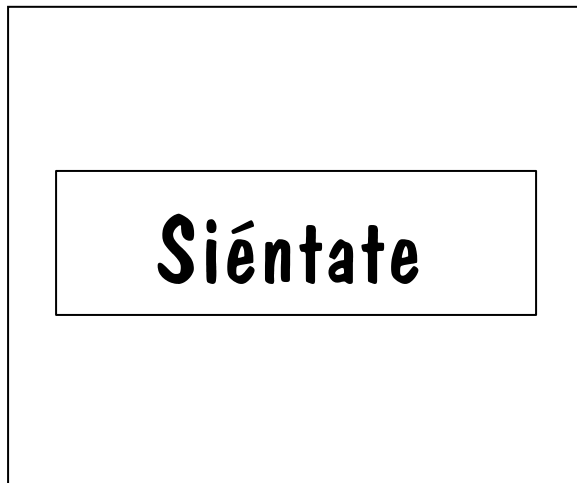
Instructions:

Cut the flashcard labels and glue them on flashcards to practice memorization. Glue the Spanish (**black**) on one side, and the English (**red**) on the other. Make sure to practice these words often.

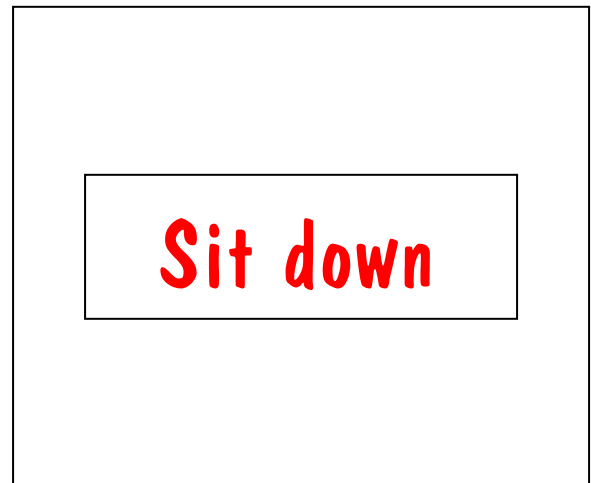
Example:

Siéntate	Sit down
-----------------	-----------------

Front



Back



Por favor	Please
Gracias	Thanks
De nada	You are welcome
No comprendo	I don't understand
¿Cómo se dice?	How do you say?
Sí/No	Yes/No
Clase de español	Spanish class
el libro	book
el cuaderno	notebook
el papel	paper
la pluma	pen
el lápiz	pencil
la mesa	table
la silla	chair
la mochila	backpack

la pizarra	board
la puerta	door
la lección	lesson
la página	page
la tarea	homework
la palabra	word
la letra	letter
Siéntate•Párate	Sit down•Standup
Ven aquí	Come here
Dame por favor	Please give me
Abre el libro	Open the book
Cierra el libro	Close the book
Abre la puerta	Open the door
Cierra la puerta	Close the door